

EDI Tune-up Checklist

1. FLEXIBILITY

Can my system handle all communications formats requested by trading partners?

Yes — No

Do I need to create exceptions to handle certain types of data?

Yes — No

2. ADAPTABILITY

Does my system have updates to accommodate new formats and technologies?

Yes — No

Does my EDI service provider help me meet integration requirements that aren't addressed by the platform out of the box?

Yes — No

3. ERROR RESOLUTION

Do I have in-depth visibility into machine-to-machine communications such that I can monitor the successful transmission of documents?

Yes — No

Does my EDI system allow for control of my data to immediately resolve any errors?

Yes — No

4. EFFICIENT ONBOARDING

Is the longest and most challenging partner-integration task typically establishing the connection in my system?

Yes — No

5. EASE OF USE

Is my system operable by the people responsible for the operational aspects of the partner relationship?


Yes — No


Do changes (no matter how minor) to existing connections require a support ticket to another department?


Yes — No


INSTRUCTIONS


Mark “yes” or “no” in response to each question regarding your EDI system. Afterward, give yourself one point for every “yes” answered above. How did you do?


0-3 = 

3-6 = 

6-9 = 

 Your EDI system might be the greatest source of your partner integration challenges. Perhaps it's time to look for an alternative.

 Your EDI system probably handles the status quo fairly well. If you experience a lot of heartburn during periods of variability, a more modern platform could be useful.

 Congratulations! Your system is operating at a high level. If you answered “no” to any of the above, evaluate whether corresponding features will be important to on-going success.

Want to boost performance?

Talk to our experts to schedule a demo.

info@babelway.com